# Manitou v2.1.48 Release Notes

**February 2026**

Manitou®

Last Revised 2/17/2026 | Proprietary and Confidential | © 2026 Bold Group

# Contents

Enhancements/Features ..... 2
Added DNIS Information to the Alarm Details Log Line and Details ..... 2
Updated Behavior for Billable Resolution Codes for Signal Overages ..... 4
Address Override Mechanism for TMA ASAP-to-PSAP ..... 4
Application Corrections ..... 5
Add New Contact Button Missing in Customer Wizard [00140538] ..... 5
BoldNet: All Events Web Printer is not loading activity [00144881] ..... 5
BoldNet: Remove Reverse Send from BoldNet and the Rest API [00144881] ..... 6
UL update required - UL marking is required to be displayed in Manitou [00150864] ..... 6
Contacts Disappear when closing the Contact Add popup box [62372] ..... 6
Database Changes ..... 7
System Requirements ..... 7
Minimum System Requirements ..... 7
End-of-Support ..... 7

# Enhancements/Features

## Added DNIS Information to the Alarm Details Log Line and Details

We added DNIS (Dialed Number Identification Service) to the Alarm/Signal lines in Customer Activity that are viewable directly on the log lines, but also in the Alarm/Signal details. This change is in both the Operator Workstation and in the Manitou Web Client. The DNIS will only show if it has been included in the signal. There is a maximum limit of 20 characters that will display for the DNIS.

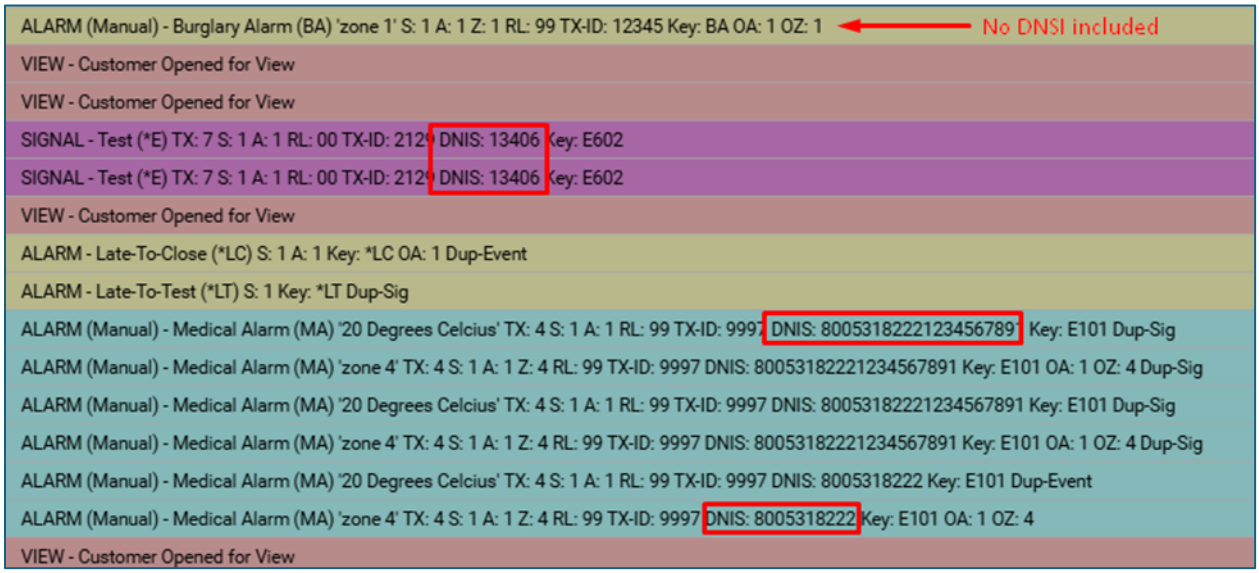

We added a new row in the Alarm/Signal log details for DNIS. This row will always show; it will be blank if no DNIS was included and populated if there was DNIS included.

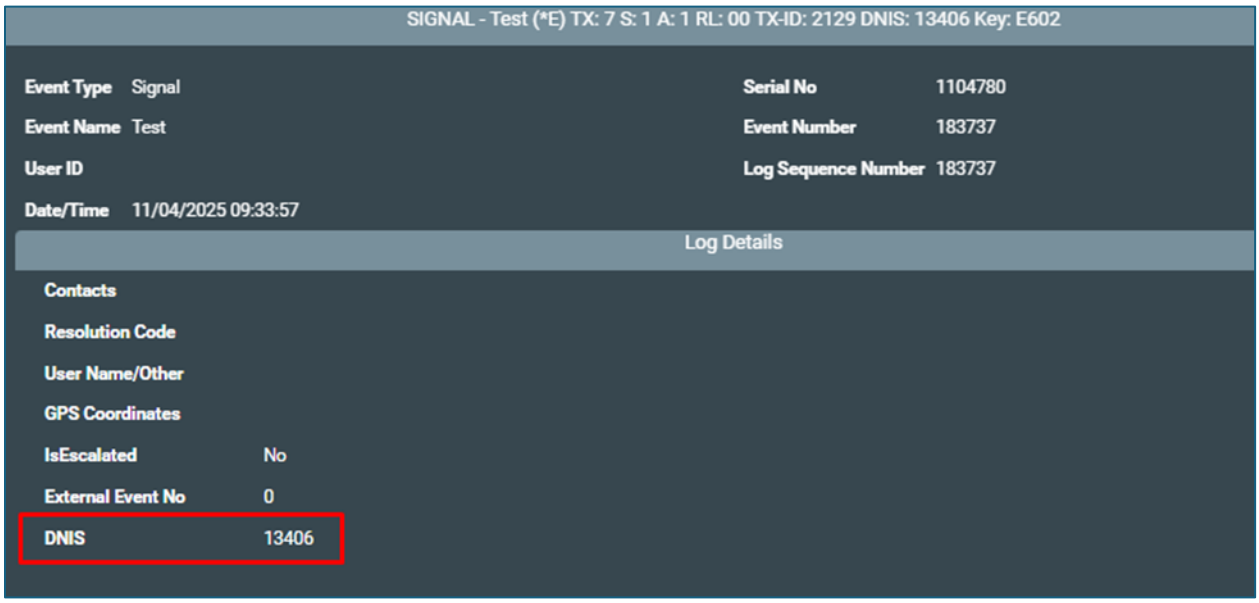


The DNIS will show in both the Customer Activity Report and in the Daily Signal Report but only if the Long or Detail output format is selected.

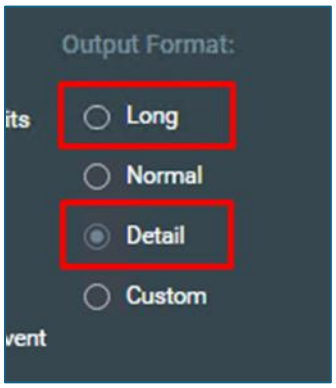


**Log Description**
Test (*E) (TX: 7 System: 1 Area: 1) RL: 00 TX-ID: 2129 DNIS: 13406 Key: E602
Test (*E) (TX: 7 System: 1 Area: 1) RL: 00 TX-ID: 2129 DNIS: 13406 Key: E602
Burglary Alarm (BA) 'zone 1' (System: 1 Area: 1 Zone: 1) (Manual Alarm) RL: 99 TX-ID: 12345 Key: BA OA: 1 OZ: 1

The DNIS will also show in the Activity in BoldNet Mobile, but it will not show on its own line in the Alarm/Signal log line details in BoldNet Mobile.

## Updated Behavior for Billable Resolution Codes for Signal Overages

In the previous patch (47), we implemented the ability to apply signal overage charges based on the resolution code. The functionality behaved in the same way as not having billing based on resolution codes, in that an alarm was only counted as an alarm if it was dispatched on. Everything else was considered to be a signal.

In this patch, we changed the functionality when selecting the checkbox for Signal Overage to use Billable Resolution Codes Only. When the selecting the checkbox at either the dealer level or the Monitoring Company level, ANY alarm that is closed with a billable resolution code will count under the Alarm overage whether there was contact made on the alarm, or if the alarm was done as part of a mass cancellation. If an alarm is closed with a non-billable resolution code it will count as a signal. All logged signals that never go to the alarm queue will be counted as signals.

If the Billable Resolution Codes Only checkbox is cleared, it will continue to function as described above where an alarm is only counted as an alarm if it has been dispatched.

## Address Override Mechanism for TMA ASAP-to-PSAP

We added the ability to create address overrides within a JSON file for the following fields:

- streetNumber
- streetPreDirection
- streetName
- streetType

- streetPostDirection
- unit
- city
- county
- state
- zipCode

The fields can be transformed; have something appended; or be transformed into a blank value. Each set of transformable fields is grouped based on the DesignatedAgency ID.

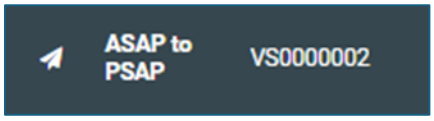


This enhancement includes this functionality:

- Case-insensitive replacement (for example, 'st.' becomes 'STREET')
- Wildcard prefix/suffix match (*Main, Main*)
- Null transform clears field value
- @@APPEND: token appends content (Suite 100 becomes Suite 100 (Building A))

Please see the linked document instructions to set up and use this feature: [Address Override Mechanism for TMA ASAP-to-PSAP 2](#).

# Application Corrections

### Add New Contact Button Missing in Customer Wizard [00140538]

Issue: There was no way to add new contacts when creating a new customer. Users would have to save the customer first and then add new contacts to the contact list from there.

Solution: We fixed this. Now users can add new contacts when creating a new customer using the same methods available when adding contacts to the contact list on an existing customer.

### BoldNet: All Events Web Printer is not loading activity [00144881]

Issue: Somewhere between patch 37 and patch 45 the AEWP in BoldNet stopped logging the dealer's customer activity.

Solution: Previous releases required a NULL at the end of the datagram (the full signal). We changed this, so that we now send the NULL; however, we left the previous functionality in place to continue to work for backwards compatibility.

### BoldNet: Remove Reverse Send from BoldNet and the Rest API [00144881]

Issue: When logged into BoldNet as a dealer, and on a customer's record, the Jump-to menu includes reverse send. However, being able to do a reverse send from a customer in BoldNet as a Dealer is not available functionality.

Solution: We removed the Reverse Send menu option from a customer's Jump-to menu seen when logged in to BoldNet as a dealer. We also updated the Swagger documentation. When viewing the Swagger documentation if the API installation type is "BoldNet" only, it will not show the Reverse Send end points under Reverse Commands. If the API installation type includes "Manitou" it will show all end points in the Swagger documentation.

### UL update required - UL marking is required to be displayed in Manitou [00150864]

Issue: We needed to update the UL information in the web client and VB client under Settings in the web client and under About in the VB client.

Solution: We updated the UL information in the Manitou Web Client and the OWS/SWS to match with the correct updated information:

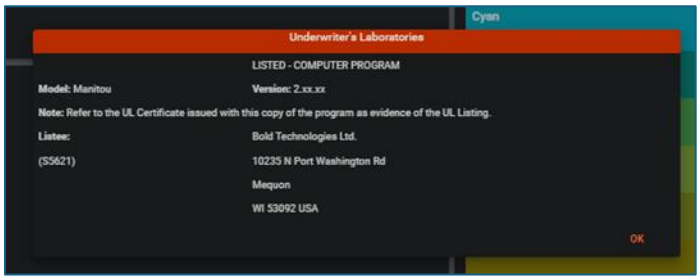


### Contacts Disappear when closing the Contact Add popup box [62372]

Issue: When adding contacts to the Contact List on a Customer, if users closed the Contact Add popup box at any time, it would delete any unsaved contacts they had added.

Solution: We fixed this, and now cancelling out of the Contact Add popup box will not delete unsaved contacts from the contacts list.

# Database Changes

Added DNIS column to the CLOG table

# System Requirements

## Minimum System Requirements

- Windows Server 2016
- 8 GB Memory
- Dual Core Processor
- Microsoft® SQL Express 2014 / Microsoft SQL Server 2014
- 50 GB of Free Space for Database
- Windows 11 for Operator Workstations

TLS 1.2 is now supported, and ALL servers should be configured to support this. The Nartac IIS Crypto tool is very useful for verifying this is supported.

.NET 4.8 is required for full compatibility with current updates of the PBX server and several other Manitou components. https://docs.microsoft.com/en-us/dotnet/framework/get-started/system-requirements

If you are updating Media Gateway, PBX Server, or LocationServer please make sure that the latest Microsoft OLEDB drivers are installed. This should just be done on ALL servers. https://docs.microsoft.com/en-us/sql/connect/oledb/download-oledb-driver-for-sql-server?view=sql-server-ver15.

.Net 4.8 is needed for VCC on workstations that use ONVIF or Avigilon 7 drivers.

Manitou Web Clients and BoldNet requires the use of a certificate issued by a valid certificate authority. We do not support the use of invalid self-signed certificates in a production environment.

## End-of-Support

Microsoft periodically ends support for some products. Due to this we can no longer support the following:

- Windows Server 2012 R2 and earlier
- Microsoft® SQL Express 2012 / Microsoft SQL Server 2012 and older
- Windows 10 Home and Pro and earlier