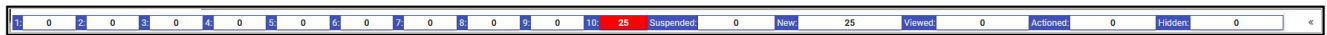


Manitou Overview Alarm Counts and Watchdog Messages

Across the bottom of the Manitou Web Client screen are two key items: Alarm Counts, User details, and Watchdog messages.


Alarm Counts



The Alarm Counts section displays the alarms active in the alarm queue as the current time based on their priority.

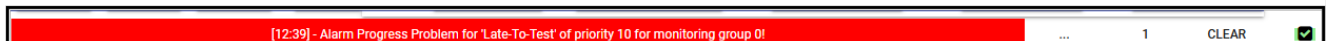
- **Priorities** that show are 1 through 10+.
 - In general, priority 1 is used for Fire alarms, 2 & 3 are often used for Medical and Panic alarms, and 4 is for Burglary alarms.
 - Each operation determines the priorities of their events based on their own operational needs. See a Supervisor for company-specific details.
 - All priorities greater than or equal to 10 list within the Priority 10 section.
- **Suspended** show how many alarms are On Hold.
- **New** shows the number of new alarms not yet viewed by operators.
- **Actioned** shows the number of alarms actioned by alarm operators.
- **Hidden** shows any alarms that are in a hidden state such as events awaiting processing by other elements.
- The << button allows users to collapse the counts for more visual room on screen and moves the New counts to the Watchdog message section.

User Details



The Lower left-hand portion of the screen shows the logged in user, the current time, and time zone applied to that user through their [Workstation](#) setting.

Watchdog Messages



The Watchdog messages display across the middle-bottom of the screen showing any items that require operator attention.

- The **ellipsis** button (...) reveals all watchdog messages since the user logged into Manitou in this session.
- The **Count** icon shows how many messages are queued up behind the message showing. Clicking that number brings up the next item.
- **Clear** removes the message showing and will leave the frame blank until the next message arrives.
- The **checkbox** (☑) confirms that Manitou is properly connected.



We highly recommend companies review their time outs on all alarms to ensure that only appropriate events show related to alarm progress problems.

[←Manitou Overview Dashboard Statistics](#)

[←←Manitou Overview](#)
