

SWS - Forms in the Report Menu - System Reports - Master File Reports - Transmitter Protocol Formats

Last Modified on 08/05/2024 1:36 pm EDT

The Transmitter Protocol Format Report displays all the Transmitter Protocol Formats currently configured in Manitou. The Report includes the Transmitter and Signal Types, as well as other Area and Zone details.

Generating a Transmitter Protocol Formats Report

Perform the following steps to generate a Transmitter Protocol Formats Report:

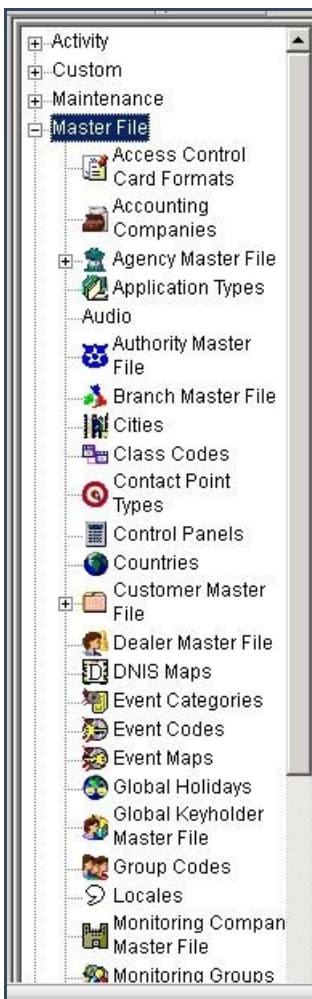
1. Navigate to the Reports menu, and select "System Reports".

Result: The "System Reports" Navigation Tree displays as shown in the following screenshot:



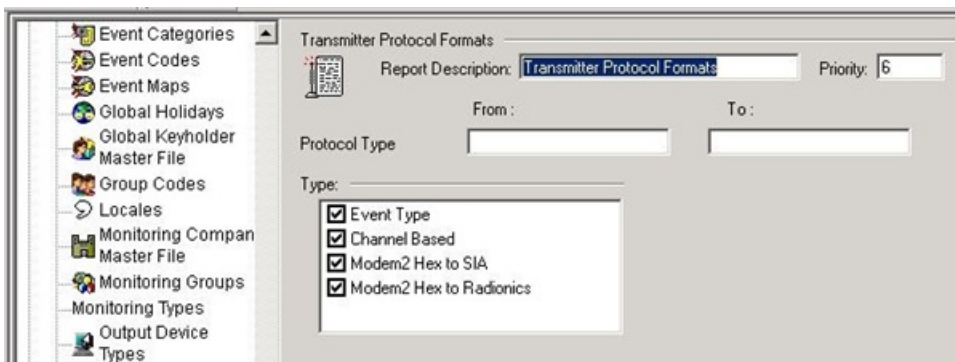
2. Click the "Master File" Navigation Tree Node.

Result: The Master File section of the Navigation Tree expands as displayed in the following screenshot:



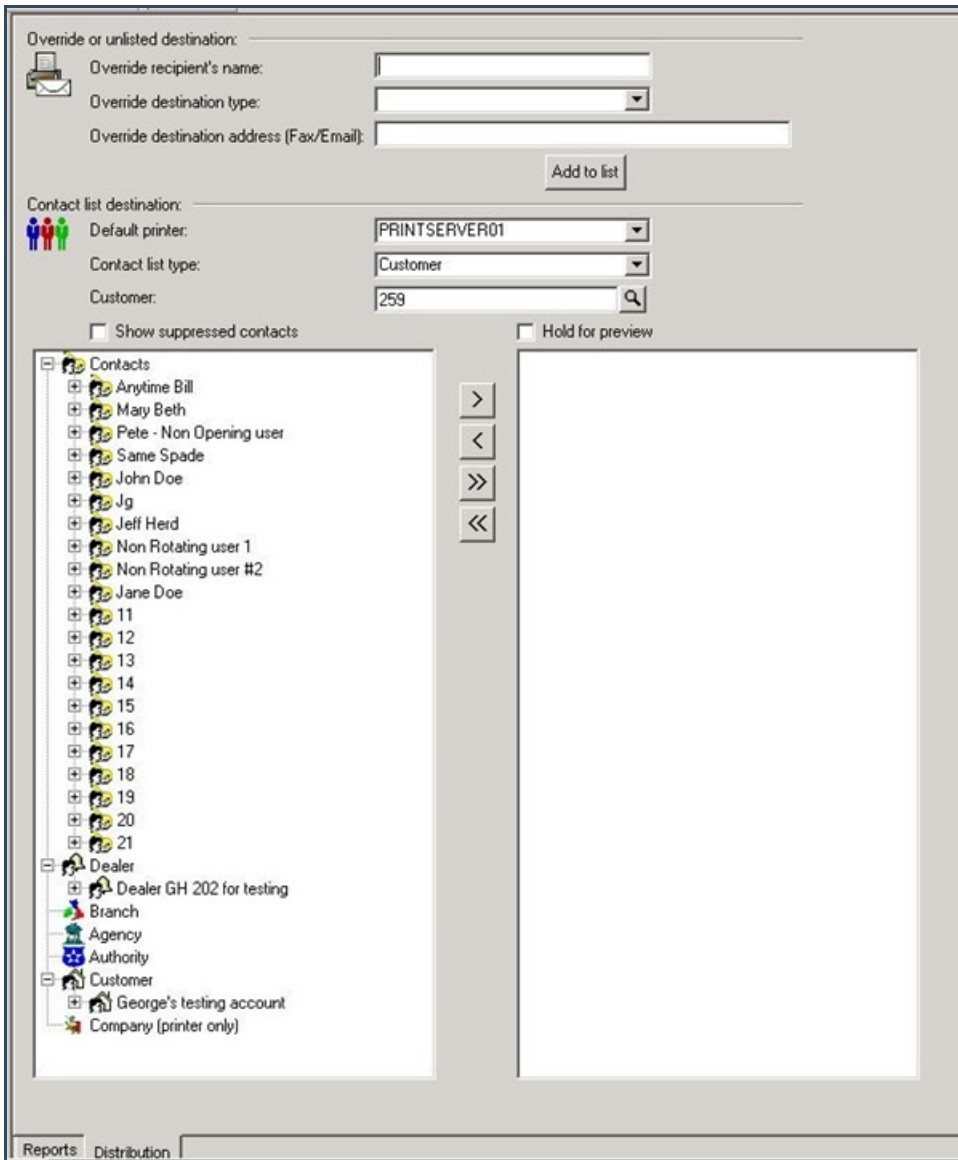
3. Double-click "Transmitter Protocol Formats".

Result: The "Transmitter Protocol Formats" form displays as shown in the following screenshot:



4. To run a Transmitter Protocol Formats Report, enter a beginning value in the "Protocol Type" "From:" field and an ending value in the "To:" field. The system will report on all items that fit between the beginning and ending values.
5. Items in the "Type:" area of the form display as preselected. If you want, deselect any items you want to exclude from your Report.
6. Click "Next".

Result: The Distribution Tab displays as shown in the following screenshot:



7. For instructions on distributing your Report, refer to the "System Reports" document.