

# Manitou User Settings

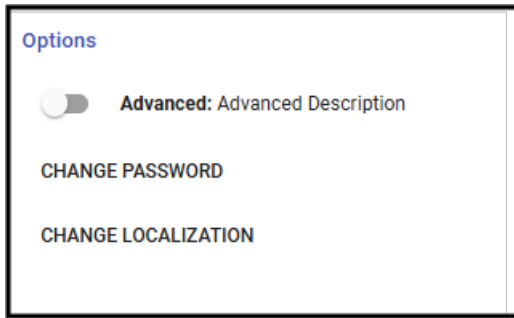
The **Settings** icon enables the Settings for users to customize their system, change their password, and customize items related to the user's experience.



# Manitou Web Client Settings


<p><b>Options</b></p> <p><input type="checkbox"/> <b>Advanced:</b> Advanced Description</p> <p>CHANGE PASSWORD</p> <p>CHANGE LOCALIZATION</p>	<p><b>Colors</b></p> <p>Pink</p> <p>Purple</p> <p>Deep-Purple</p> <p>Indigo</p> <p>Blue</p> <p>Light-Blue</p> <p>Cyan</p> <p>Teal</p> <p>Green</p> <p>Light-Green</p> <p>Lime</p> <p>Yellow</p> <p>Amber</p> <p>Orange</p> <p>Deep-Orange</p> <p>Brown</p> <p>Blue-Grey</p> <p>DarkMode</p>
<p>Customizable Alarm Screens</p>	
<p><b>Application Information</b></p> <p>Version: 2.1.44.12121</p> <p>App Server Connection: EC2AMAZ-017E49Q</p> <p>Session ID: 128716</p> <p>Copyright © 2025 Bold Technologies, Ltd</p>	

# Options




- **Advanced Description** - Expands the explanations available on all the check boxes.
- **Change Password** - Allows users to change their password.
- **Change Localization** - Allows the change of the language for the user.

## Customizable Alarm Screens



Allows the creation of specifically styled alarm processing screens.

## Application Information



Displays the version and session details of this user's section.

## Color Settings



Allows users to select their preferred color scheme.